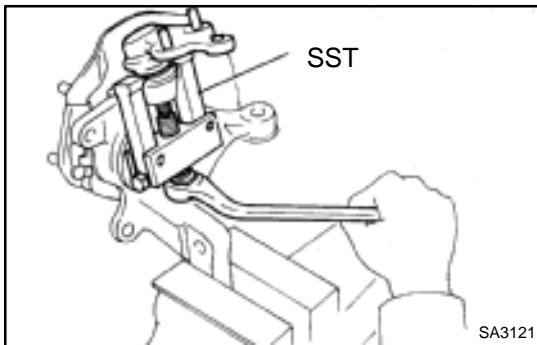


DISASSEMBLY

1. REMOVE LOWER BALL JOINT

- (a) Remove the clip and nut.



- (b) Using SST, remove the lower ball joint.

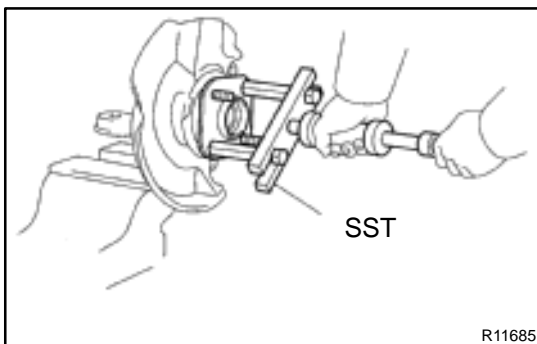
SST 09628-62011

2. REMOVE INNER OIL SEAL

Using a screwdriver, remove the inner oil seal.

3. REMOVE DUST COVER SET BOLTS

Using a torx wrench (T30), remove the 3 bolts.

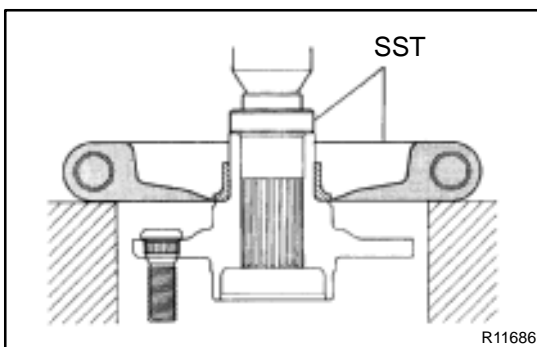


4. REMOVE AXLE HUB AND DUST COVER

- (a) Using SST, remove the axle hub from the steering knuckle.

SST 09520-00031

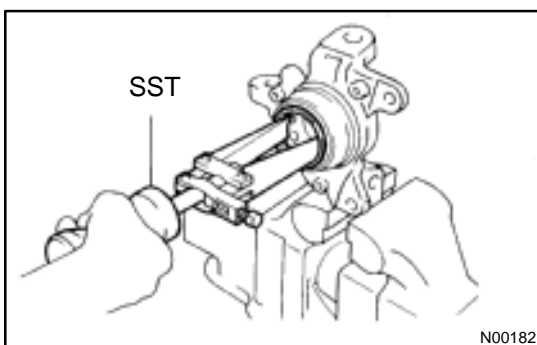
- (b) Remove the dust cover.



5. REMOVE INNER RACE (OUTSIDE) FROM AXLE HUB

Using SST and a press, remove the inner race from the axle hub.

SST 09631-12040, 09950-00020



6. REMOVE OUTER OIL SEAL

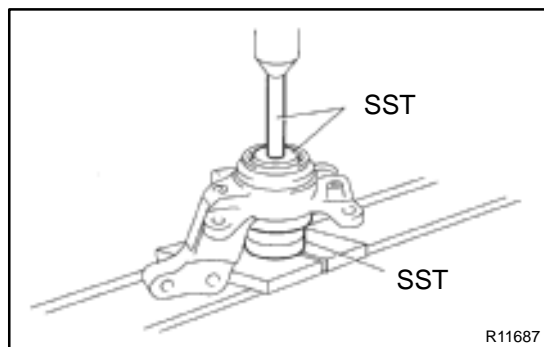
Using SST, remove the outer oil seal.

SST 09308-00010

7. REMOVE BEARING FROM STEERING KNUCKLE

- (a) Using snap ring pliers, remove the snap ring.

- (b) Place the inner race on the outside of the bearing.



- (c) Using SST and a press, remove the bearing from the steering knuckle.

SST 09223-15020, 09950-60010 (09951-00650),
09950-70010 (09951-07150)